


HFI 140 / D-D, D-DM & H-DM

HFI 140 insulated cores, approved and based on Def Stan 61-12 Pt 18
Insulated wires intended for use as internal wiring of equipment

600 V AC / 800 V DC

Order reference		Conductor				Finished wire				Electrical	
		Tin Plated Copper (TPC)				HFI 140			Weight	DC resistance	DC Current rating In free air at 40°C
		Size	Stranding	Wire	Core	Tolerance					
Description	Article Number	AWG	mm ²	# x mm	Nom Ø	Nom Ø	Min Ø	Max Ø	Nom g/m	Max Ω/km	Amps
D-D 3001	430cc3001	30	0.05	1 x 0.25	0.25	0.65	0.55	0.70	0.9	383	4
D-D 3007	430cc3007		0.06	7 x 0.10	0.30	0.70	0.60	0.75	1.1	336	
D-D 2807	430cc2807	28	0.09	7 x 0.12	0.38	0.78	0.65	0.80	1.5	259	5
D-D 2601	430cc2601	26	0.12	1 x 0.40	0.40	0.80	0.70	0.85	2.0	145	7
D-D 2619	430cc2619		0.15	19 x 0.10	0.48	0.88	0.80	0.95	2.9	141	
D-D 2419	430cc2419	24	0.24	19 x 0.12	0.60	1.00	0.90	1.05	3.4	95.6	10
D-D 2301	430cc2301	23	0.28	1 x 0.60	0.60	1.00	0.90	1.05	3.9	64.0	11
D-D 2219	430cc2219	22	0.40	19 x 0.15	0.76	1.16	1.05	1.20	4.9	60.0	13
D-D 2019	430cc2019	20	0.60	19 x 0.20	0.96	1.36	1.30	1.50	7.5	33.2	18
D-D 1901	430cc1901	19	0.63	1 x 0.912	0.90	1.30	1.20	1.35	7.9	28.5	18
D-D 1819	430cc1819	18	1.0	19 x 0.25	1.20	1.60	1.55	1.75	10.4	21.1	24
D-D 1619	430cc1619	16	1.2	19 x 0.30	1.42	1.82	1.80	2.00	16.5	14.5	30
D-D 1437	430cc1437	14	2.0	37 x 0.25	1.75	2.25	2.15	2.35	20.7	10.9	36
D-D 1237	430cc1237	12	2.6	37 x 0.30	2.10	2.60	2.50	2.70	27.1	7.60	46
D-DM 4	430cc0400	-	4.0	56 x 0.30	2.48	3.20	3.15	3.25	40.0	5.09	60
D-DM 6	430cc0600	-	6.0	84 x 0.30	2.92	4.00	3.95	4.05	61.4	3.39	77
D-DM 10	430cc1000	-	10.0	80 x 0.40	3.93	5.10	5.05	5.15	106	1.95	109



		Tin Plated Copper (TPC)				HFI 140			Weight	DC resistance	DC Current rating In free air at 40°C
		Size	Stranding	Wire	Core	Tolerance					
Description	Article Number	AWG	mm ²	# x mm	Nom Ø	Nom Ø	Min Ø	Max Ø	Nom g/m	Max Ω/km	Amps
H-DM 0.5	431cc0050	-	0.50	19 x 0.185	0.88	1.28	1.18	1.38	5.3	40.1	16
H-DM 0.75	431cc0075	-	0.75	24 x 0.20	1.05	1.45	1.38	1.58	7.7	26.7	20
H-DM 1.0	431cc0100	-	1.0	32 x 0.20	1.20	1.60	1.55	1.75	9.5	20.0	24
H-DM 1.5	431cc0150	-	1.5	30 x 0.25	1.50	2.00	1.92	2.12	15.1	13.7	31
H-DM 2.5	431cc0250	-	2.5	50 x 0.25	1.95	2.45	2.35	2.55	23.2	8.21	43

Core identification: Replace 'cc' in the article number with 2 digits below to select from available colours

00 Black 11 Brown 22 Red 33 Orange 44 Yellow 55 Green 66 Blue 77 Violet 88 Grey 99 White 29 Pink

Marking Not applicable

Characteristics and key properties

		RoHS REACH LVD		Current rating IEC 60287	Fluid resistant Fuel Oil Water		Flame resistant	Halogen free	Smoke free	MBR Fixed = 4x Ø Flexing = 10x Ø
Approval Def Stan 61-12 Part 18 (D-)								Temp low -50°C	Temp >20,000 hrs +120°C	

DISCLAIMER: This document and its content remain the property of Habia Cable. It may not be used, copied or provided to any other party than the intended recipient, without prior written permission from Habia Cable. The product shown is intended for professional use and is subject to the user's own evaluation for any particular purpose. Information provided indicates nominal, indicative values and cannot be considered a binding representation or warranty for products and their use. Information is considered valid at the time of publication and is subject to change without notice.